



NoteBurner Line Music Converter for Windows

User Manual

Overview

- [Introduction](#)
- [Key Features](#)
- [System Requirements](#)

Purchase & Registration

- [Purchase License](#)
- [Register Tips](#)

Installation & Interface

- [Installation](#)
- [Main Interface](#)
- [Menu](#)

Tutorials

- [Choose Output Settings](#)
- [Import Music Files](#)
- [Convert Music Files](#)
- [Check Conversion History](#)
- [Edit ID3 Tags](#)
- [Convert Audio](#)
- [Burn Music to CD](#)
- [Convert AA/AAX Audiobook](#)

Technical Supports

- [Support](#)
- [Contact](#)



Overview

[Introduction](#)

[Key Features](#)

[System Requirements](#)

Introduction

Thanks for using NoteBurner Line Music Converter for Windows!

Line Music Converter is a comprehensive audio downloader and converter for Line Music. It lets you download and save unlimited Line Music songs to computer at a maximum of 10X faster speed. You do not need to install the Line Music app on your PC, as this powerful media downloader can directly download Line Music from the web player. Meanwhile, it supports original audio quality after conversion and allows you to organize the output files by artists and albums as your needs and preserve the ID3 tags, including titles, artist name, album, etc.

Key Features

Download Line Music tracks to PC.

Convert Line Music songs to plain MP3/AAC/WAV/FLAC/AIFF/ALAC format.

Preserve original audio quality after conversion.

Keep all ID3 tags information & 10X faster conversion speed.

Built-in toolbox of tags editor, CD burner, and format converter.

No need to install Line Music app.

Free update & technical support.

System Requirements

Windows 7, 8, 10,11 (32 bits or 64bits);

1GHz processor or above;

512 megabytes (MB) or higher of RAM;

1GB of available hard-disk space or higher;

1024*768 resolution display or higher Monitor.



Purchase & Registration

[Purchase License](#)

[Register Tips](#)

Purchase NoteBurner Line Music Converter for Windows

Tips: To buy a license key for NoteBurner Line Music Converter for Windows, please click [Here](#).

1. Why should I buy NoteBurner Line Music Converter for Windows?

The free trial version of NoteBurner Line Music Converter enables us to convert the first 1 minute of each song and convert 3 music files at a time. After you purchase this product, you will receive your registration key to unlock the full version.

2. What benefits do we have after registration?

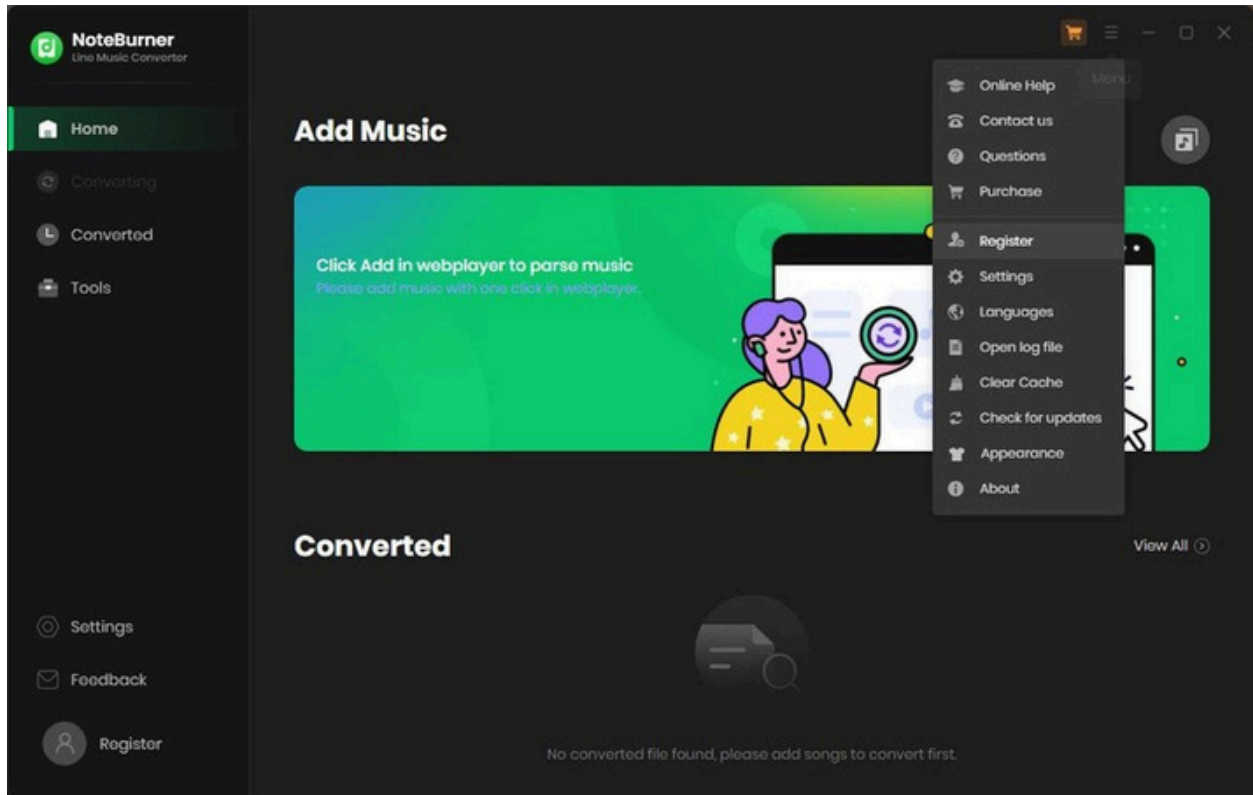
- Unlimited use without any restrictions.
- FREE upgrades to the latest versions of the same product.
- FREE technical support.



Tutorial of NoteBurner Line Music Converter for Windows

Register NoteBurner Line Music Converter for Windows

Step1: Run NoteBurner Line Music Converter on Windows PC. You can simply click the Menu button  and "Register" to open the registration window as below.



Step2: Copy and paste the registration Email and code you received into the pop-up registration window, then click the "Register" button.

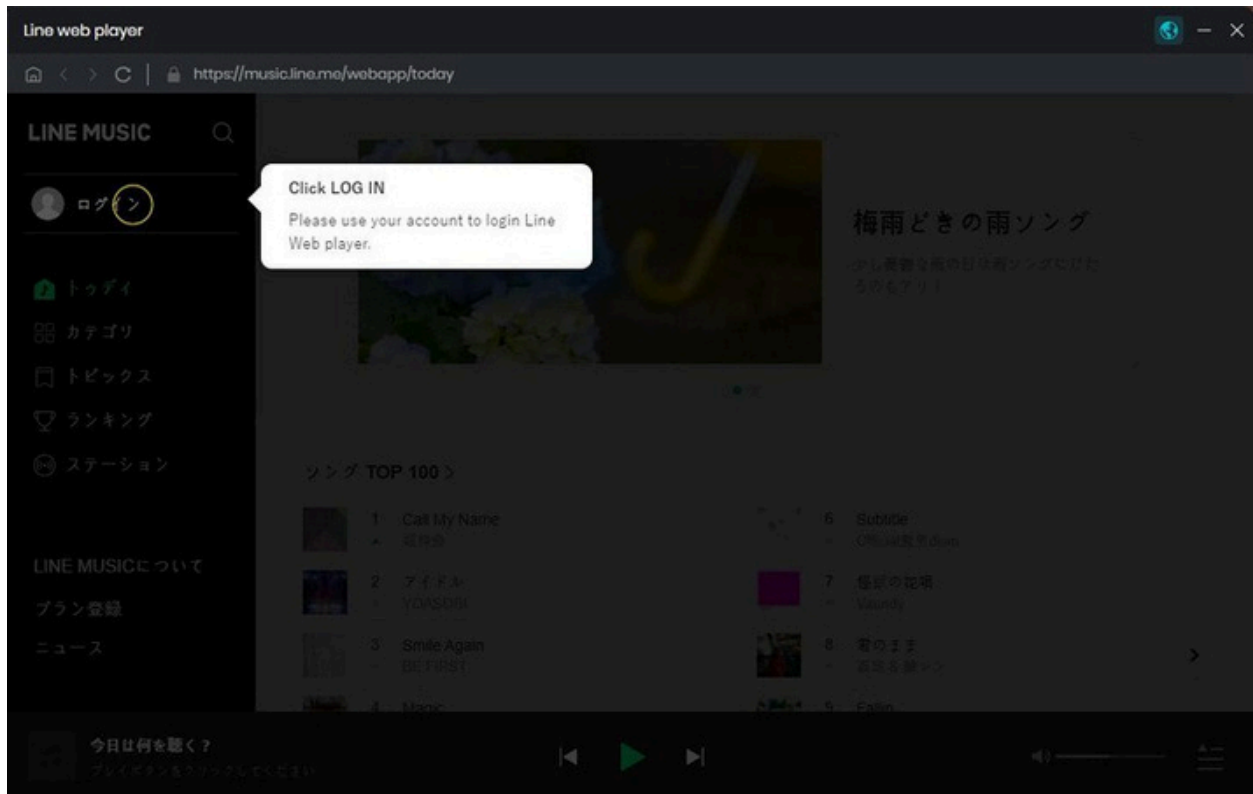
Step3: Once you have finished the registration process, the limitations of the trial version will be removed.



Tutorial of NoteBurner Line Music Converter for Windows

Tip s:

1. Make sure your computer is connected to the Internet.
2. We suggest you should just copy & paste the Registration information into the pop-up dialog.
3. Make sure both Registration Email and Registration key are provided by our company after purchasing. If you have not paid, please click “**Buy Now**” to get a license.
4. Make sure to Login to your Line Music account.





Installation & Interface

[Installation](#)

[Main Interface](#)

[Menu](#)

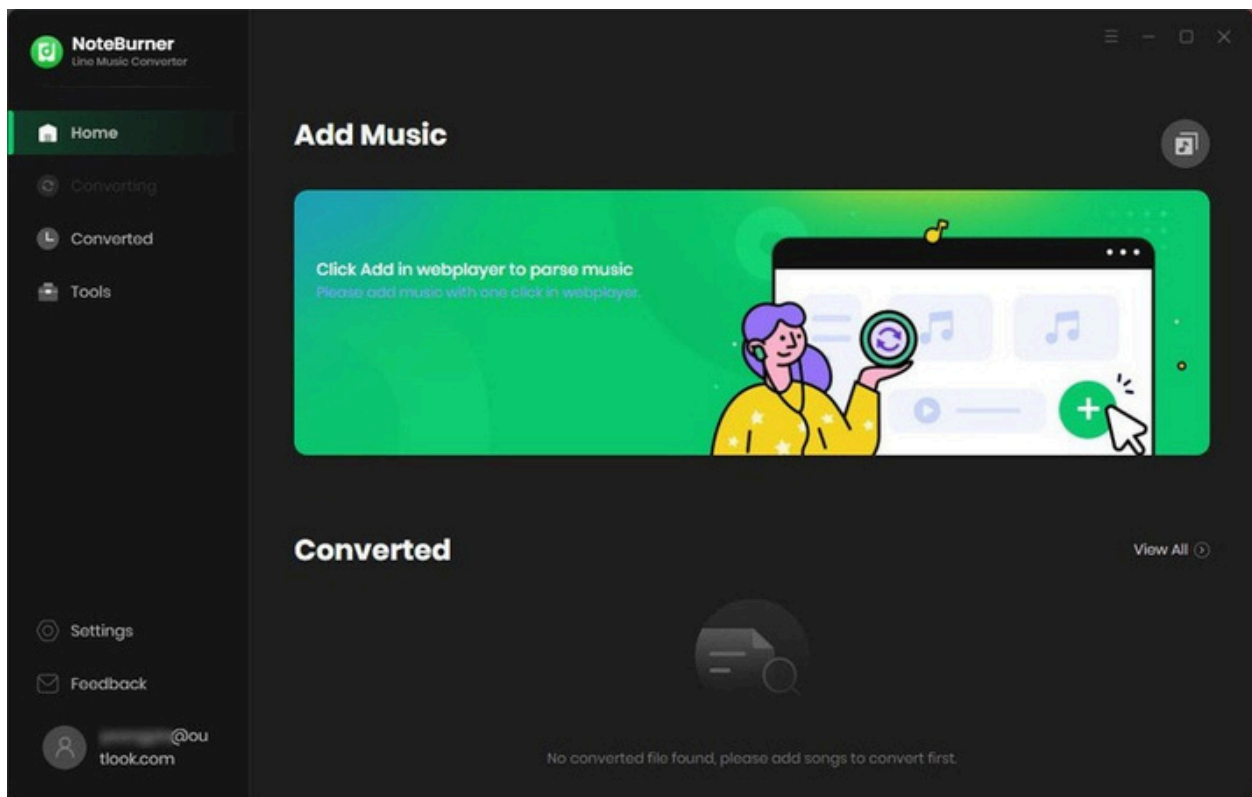
Installation

To install this product, please refer to the following steps:

1. Download the latest version of NoteBurner Line Music Converter through Download Center.
2. Install NoteBurner Line Music Converter on your PC.
3. After installing, you can double-click it to launch the program.

Main Interface

After launching NoteBurner Line Music Converter for Windows, and signing in with your Line Music account, you will see the main interface like this:

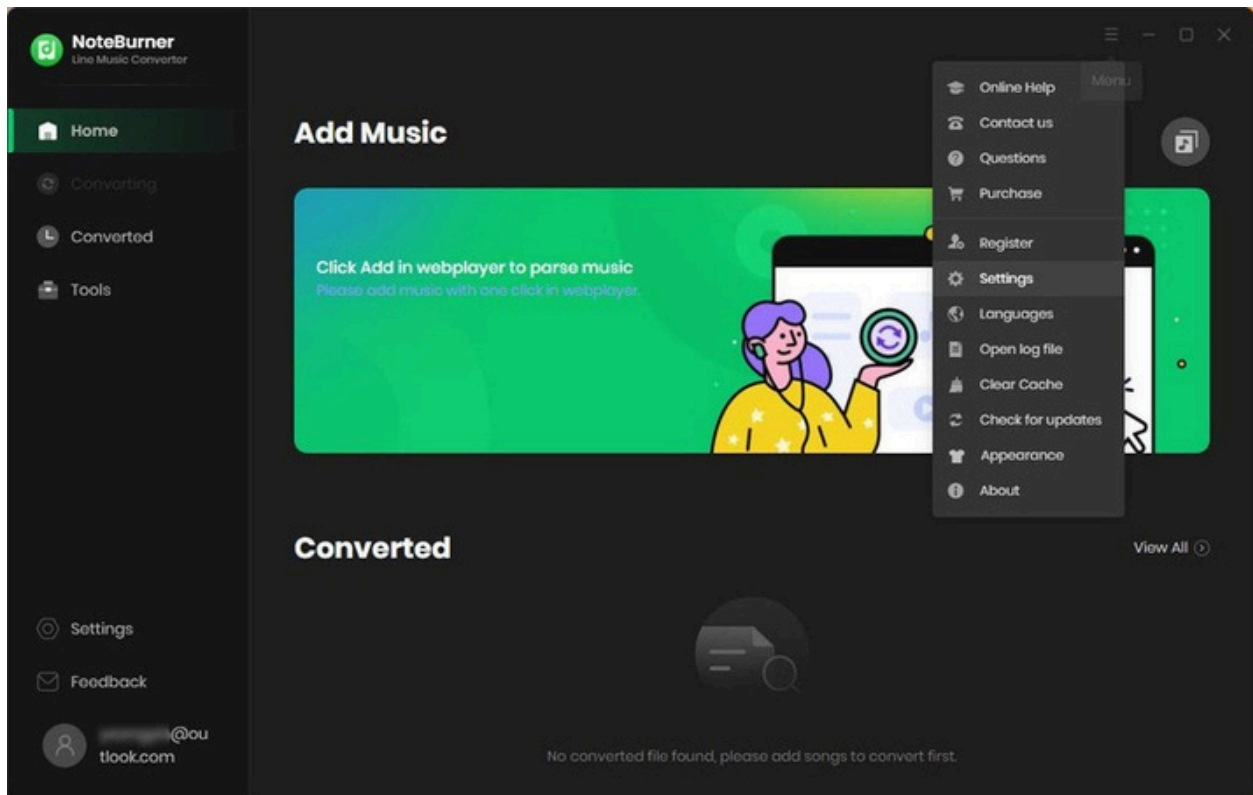




Tutorial of NoteBurner Line Music Converter for Windows

Menu

When clicking the Menu button on the upper right corner of the interface, you will see the menu list as the following picture. Here you can choose the language you want to use, check for updates when a new version is available, open the online-help page of NoteBurner Line Music Converter, and etc.





Tutorials

[Choose Output Settings](#)

[Import Music Files](#)

[Convert Music Files](#)

[Check Conversion History](#)

[Edit ID3 Tags](#)

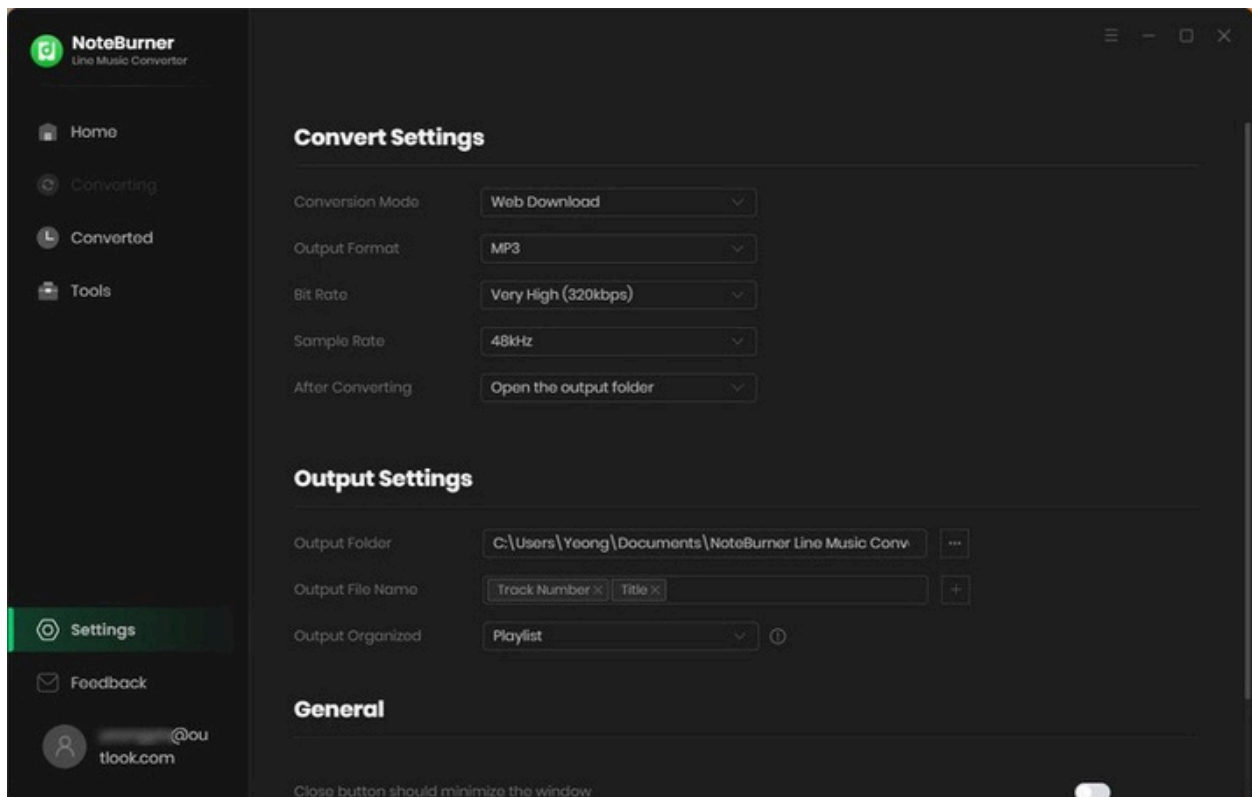
[Convert Audio](#)

[Burn Music to CD](#)

[Convert AA/AAX Audiobook](#)

Choose Output Settings

Click the Setting icon on the upper right corner to choose the Output Format (AUTO/MP3/AAC/FLAC/WAV/AIFF/ALAC), the Output Quality (320kbps, 256kbps, 192kbps, 128kbps) and Output Path. In addition, for better organizing your music library, you can save the output audio files into an organized folder like Playlist, Artist, Album, Artist/Album, Album/Artist, etc.





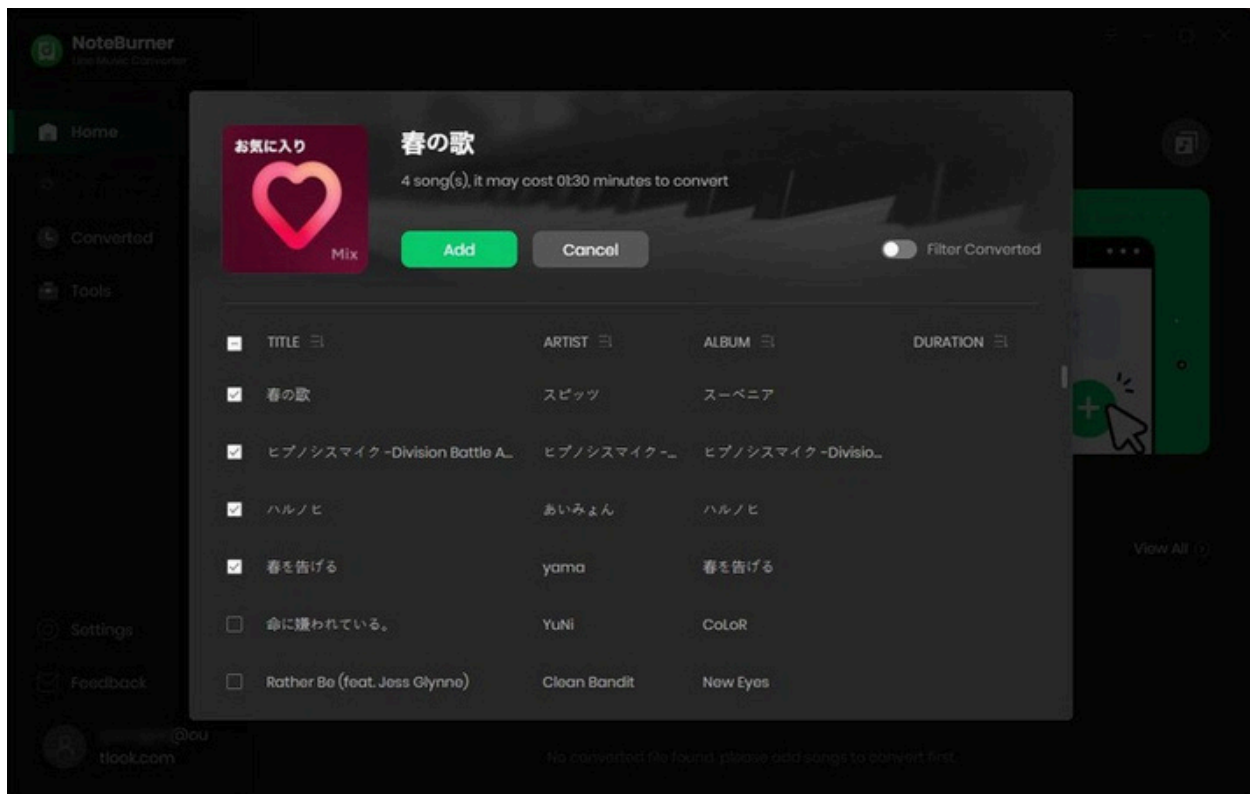
Tutorial of NoteBurner Line Music Converter for Windows

Import Music Files

Open a playlist, artist album, then click on the “+” button at the bottom left corner.



And select the songs that you'd like to convert from the popup window, and “Add”.

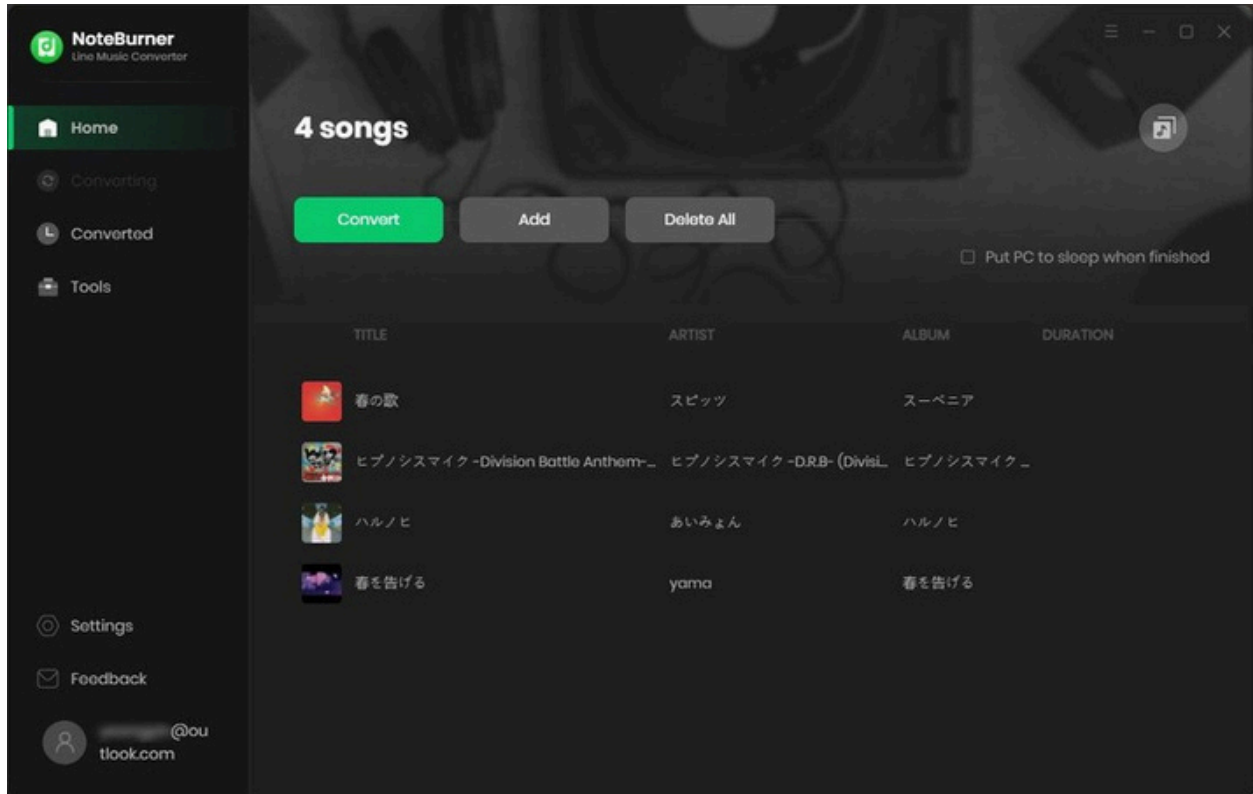




Tutorial of NoteBurner Line Music Converter for Windows

Convert Music Files

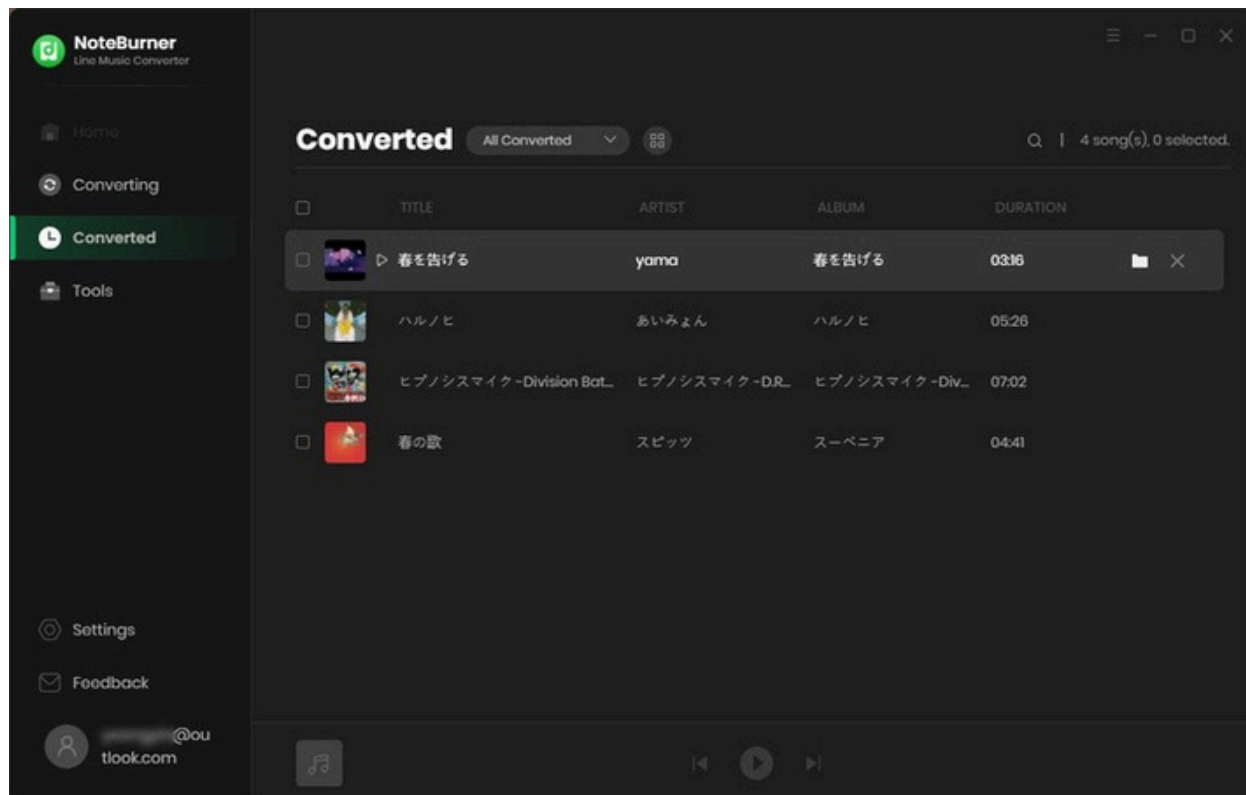
Click the "Convert" button to start converting the selected songs to the output format you have chosen.





Check Conversion History

Once the conversion is done, you can find the downloaded songs by clicking “Converted” on the left side or directly going to the output folder you customized in previous step.

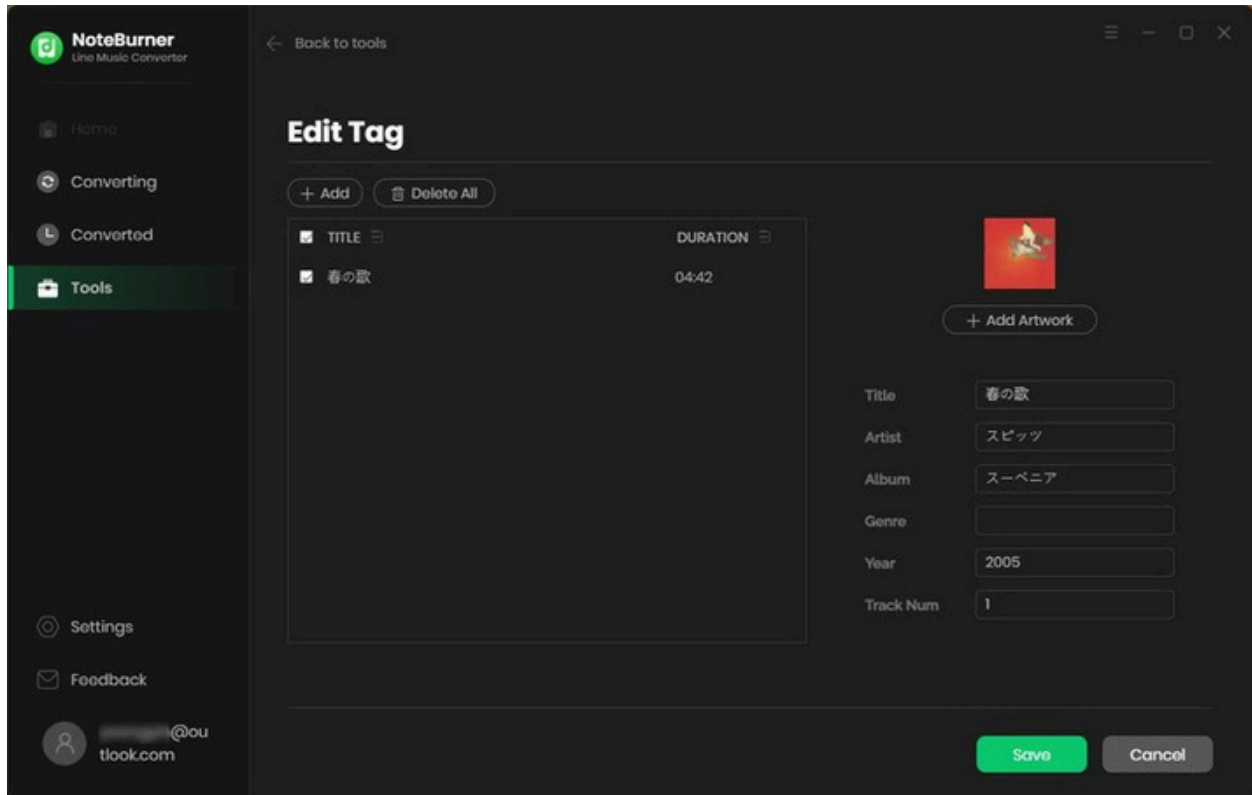




Edit ID3 Tags

The program also supports to edit any Meta information by clicking "

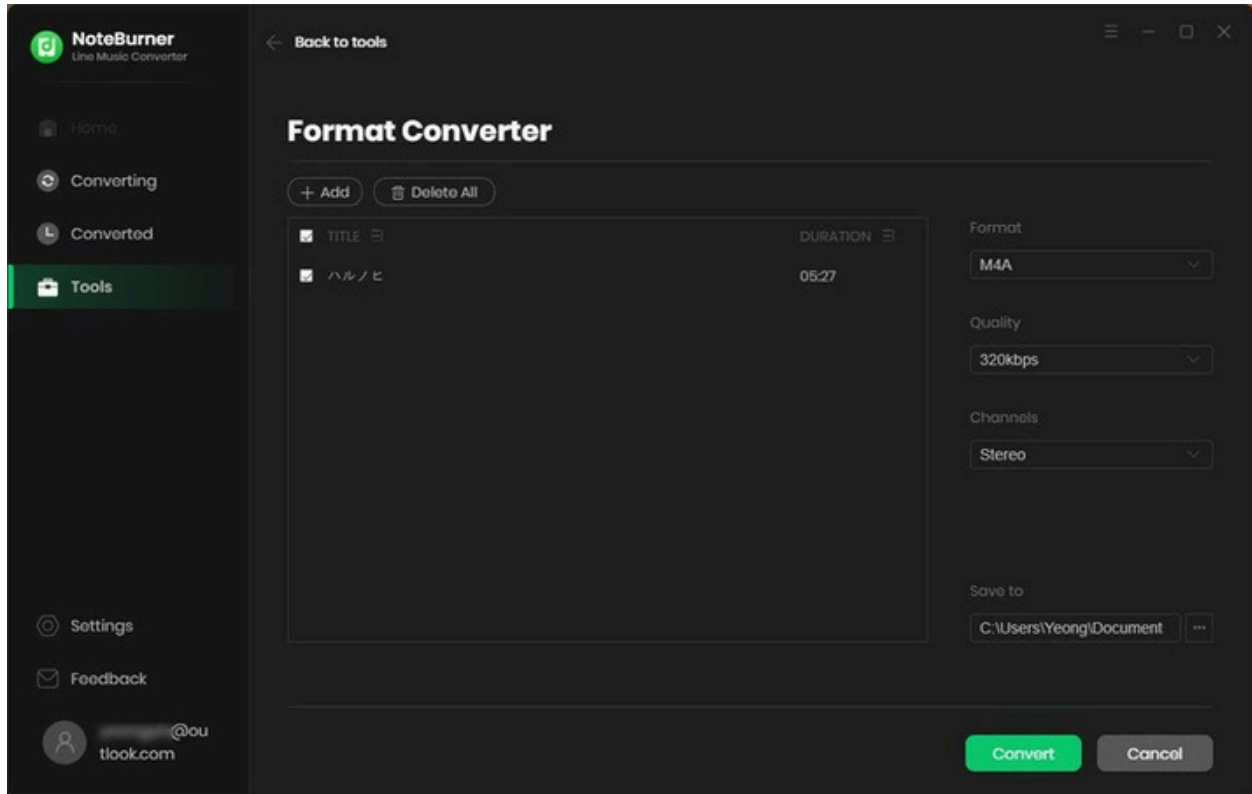
Tools" >> **"Edit Tag"**.





Convert Audio

Except for the basic feature of converting Line Music songs, NoteBurner is also able to convert the local audio files. Just get this tool “Format Converter” for a try.

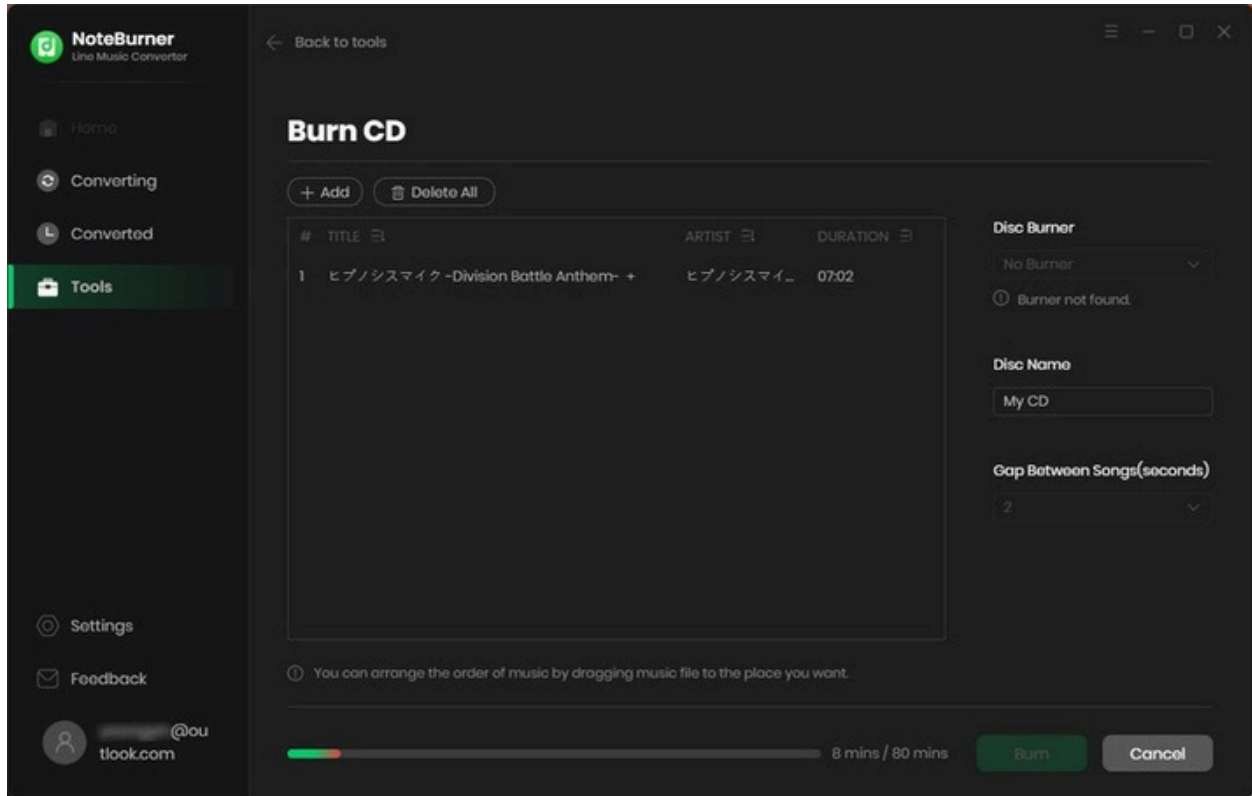




Tutorial of NoteBurner Line Music Converter for Windows

Burn Music to CD

For the converted Line Music songs, or the regular music files stored on local computer drive, NoteBurner can burn all music files to CD easily.

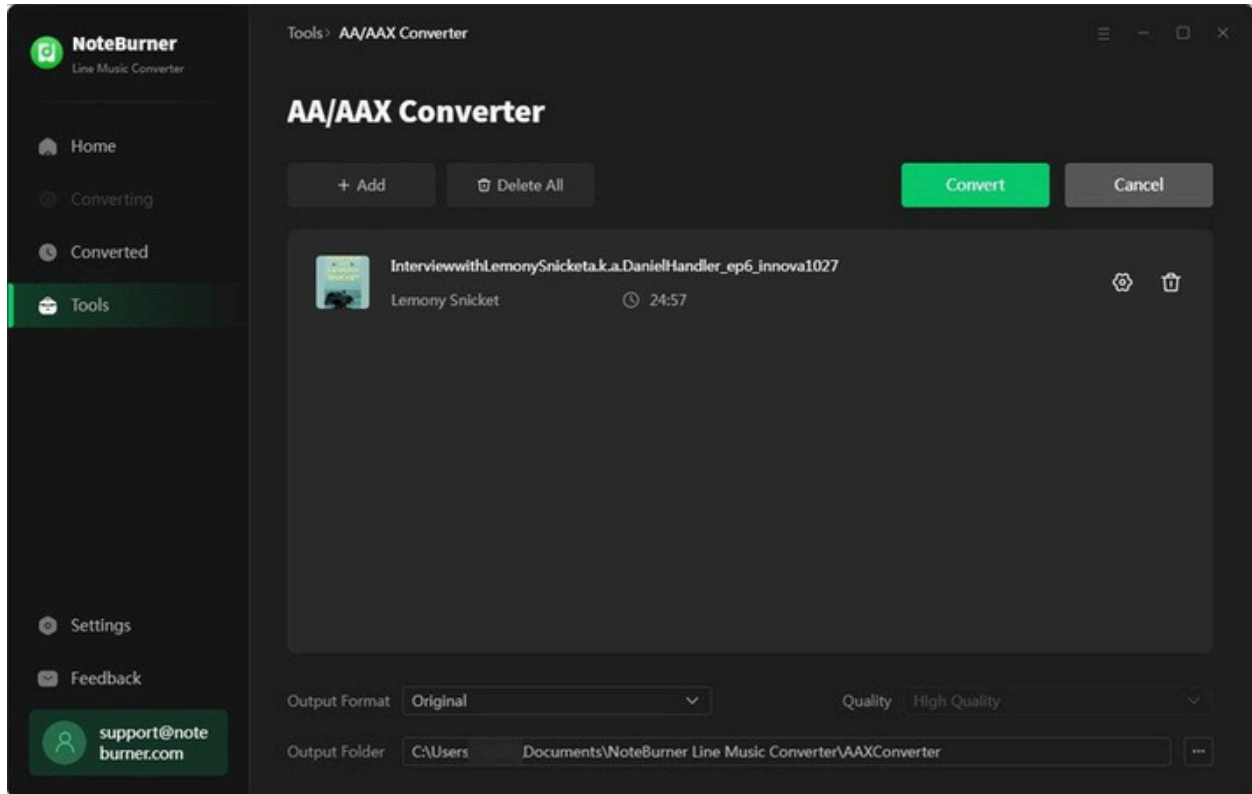




Tutorial of NoteBurner Line Music Converter for Windows

Convert AA/AAX Audiobook

Within the toolbox, you'll also get a "AA/AAX Converter", which supports to convert your local aa/aax audiobooks to M4A/M4B/MP3 plain format.





Technical Supports

[Support](#)

[Contact](#)

Support

For more information, please visit NoteBurner official website!

Homepage: <https://www.noteburner.com/>

Product Page: <https://www.noteburner.com/line-music-converter-windows.html>

If you meet any problem, you may help yourself with NoteBurner FAQ!

FAQs Page: <https://www.noteburner.com/faq-line-music-converter.html>

Support Page: <https://www.noteburner.com/support.html>

Contact

If you meet any problem when using our products, please contact NoteBurner technical support team for further assistance. Technical support inquiry, suggestion, feedback, proposal, compliments, or even criticism, are all welcome.

We are always ready to serve you with prompt and useful email support. From Monday to Sunday, we will answer your emails within 48 hours. Please allow time lag due to different time zones.

Support Email: support@noteburner.com