



# NoteBurner Deezer Music Converter for Windows

## User Manual

### Overview

- [Introduction](#)
- [Key Features](#)
- [System Requirements](#)

### Purchase & Registration

- [Purchase License](#)
- [Register Tips](#)

### Installation & Interface

- [Installation](#)
- [Main Interface](#)
- [Menu](#)

### Tutorials

- [Choose Output Settings](#)
- [Import Music Files](#)
- [Convert Music Files](#)
- [Check Conversion History](#)
- [Edit ID3 Tags](#)
- [Convert Audio](#)
- [Burn Music to CD](#)
- [Convert AA/AAX Audiobook](#)

### Technical Supports

- [Support](#)
- [Contact](#)



## Overview

- [Introduction](#)
- [Key Features](#)
- [System Requirements](#)

### Introduction

Thanks for using NoteBurner Deezer Music Converter for Windows!

[NoteBurner Deezer Music Converter](#) is a professional Deezer Music downloader that is able to convert Deezer Music to MP3, AAC, WAV, FLAC, AIFF, or ALAC formats at up to 10X faster speed, keeping ID3 tags after conversion. It is a user-friendly program. With its concise interface, users can learn how to convert Deezer Music songs easily. Pick up a Deezer Music playlist on NoteBurner and start to download Deezer songs on the computer.

### Key Features

- Download Deezer Music songs/playlists/albums to PC.
- Convert Deezer Music songs to plain MP3/AAC/WAV/FLAC/AIFF/ALAC format.
- 10X faster conversion speed.
- Preserve HiFi audio quality after conversion.
- Keep ID3 tags information & lyric files.
- Record songs from the Deezer Music Premium account.
- Free Toolbox of "Format Converter", "ID3 Tags Editor", "Burn CD" and "AA/AAX Converter".
- Highly compatible with the latest Windows 11.
- Free update & technical support.

### System Requirements

- Windows 7, 8, 10,11 (32 bits or 64bits);
- 1GHz processor or above;
- 512 megabytes (MB) or higher of RAM;
- 1024\*768 resolution display or higher Monitor.



## Purchase & Registration

- [Purchase License](#)
- [Register Tips](#)

### Purchase NoteBurner Deezer Music Converter for Windows

Tips: To buy a license key for NoteBurner Deezer Music Converter for Windows, please click [Here](#).

#### 1. Why should I buy NoteBurner Deezer Music Converter for Windows?


The free trial version of NoteBurner Deezer Music Converter enables us to convert the first 1 minute of each song and convert 3 music files at a time. After you purchase this product, you will receive your registration key to unlock the full version.

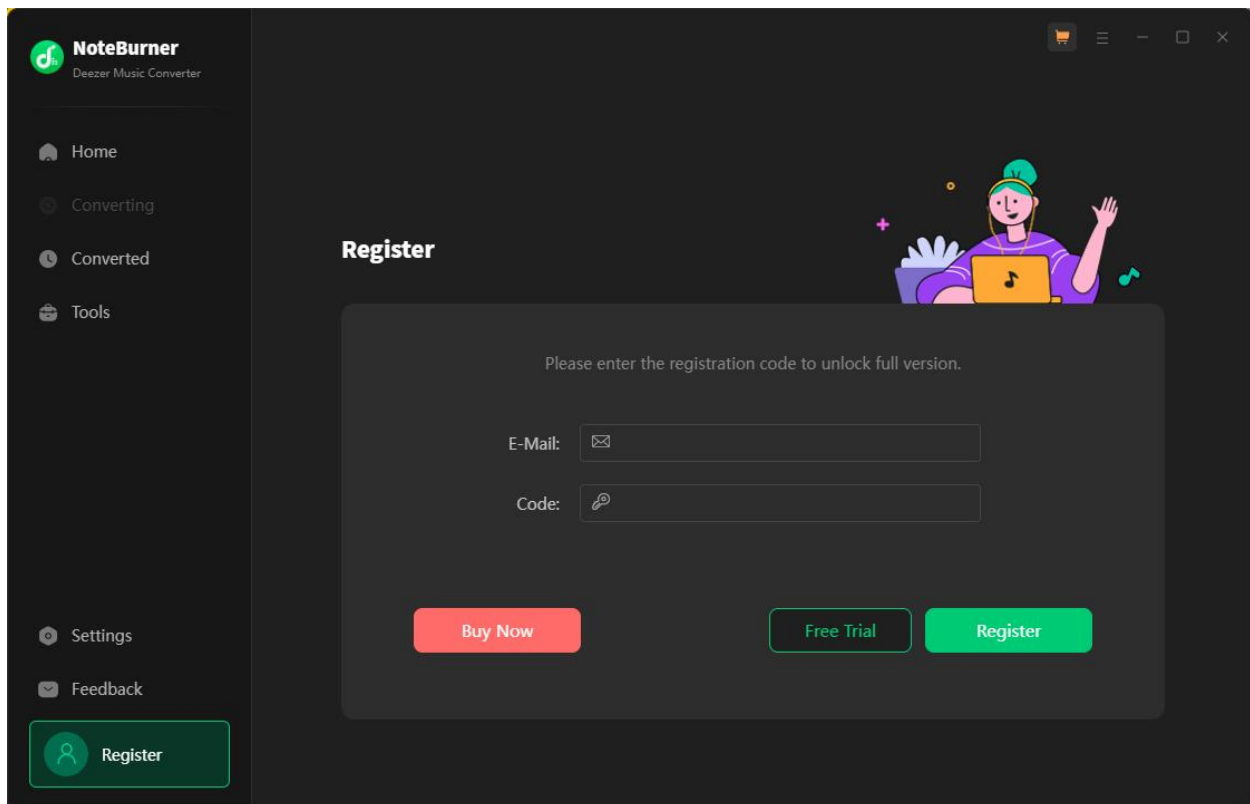
#### 2. What benefits do we have after registration?

- Unlimited use without any restrictions.
- FREE upgrades to the latest versions of the same product.
- FREE technical support.



## Register NoteBurner Deezer Music Converter for Windows

**Step1:** Run NoteBurner Deezer Music Converter on Windows PC. You can simply click the Menu button  and "Register" to open the registration window as below.



**Step2:** Copy and paste the registration Email and code you received into the pop-up registration window, then click the "Register" button.

**Step3:** Once you have finished the registration process, the limitations of the trial version will be removed.

### Tips:

1. Make sure your computer is connected to the Internet.
2. We suggest you should just copy & paste the Registration information into the pop-up dialog.
3. Make sure both Registration Email and Registration key are provided by our company after purchasing. If you have not paid, please click "**Buy Now**" to get a license.



## Installation & Interface

- [Installation](#)
- [Main Interface](#)
- [Menu](#)

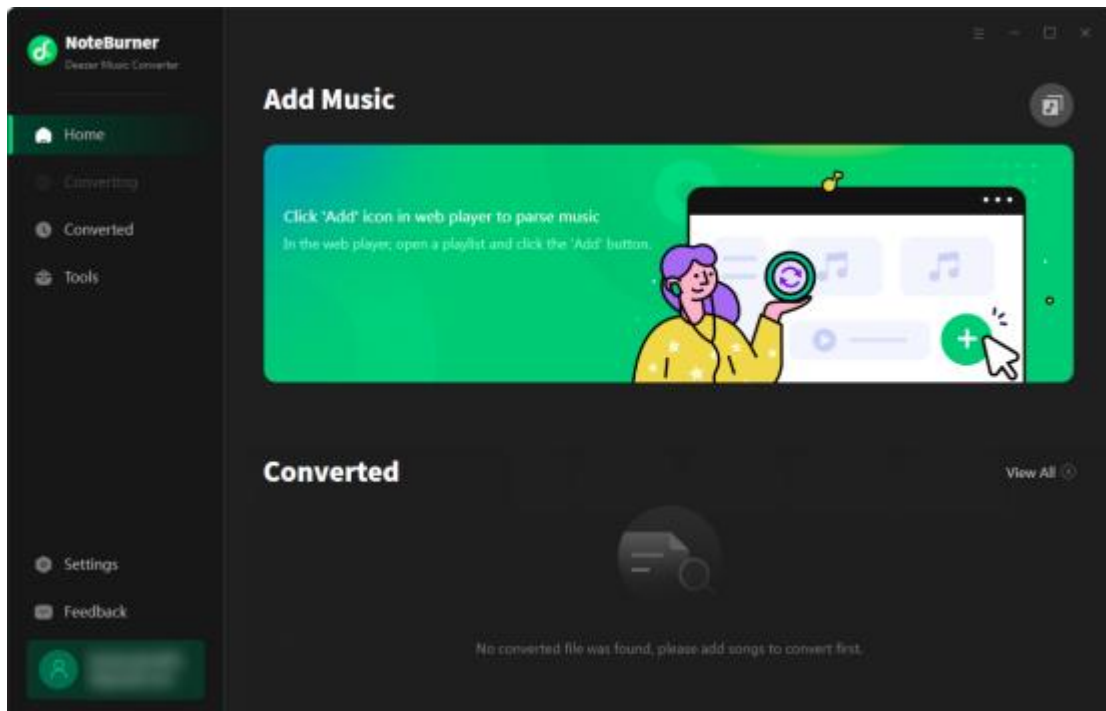
### Installation

To install this product, please refer to the following steps:

1. Download the latest version of NoteBurner Deezer Music Converter through [Download Center](#).
2. Install NoteBurner Deezer Music Converter on your PC.
3. After installing, you can double-click it to launch the program.

### Main Interface

After launching NoteBurner Deezer Music Converter for Windows, and signing in with your Deezer Music account, you will see the main interface like this:




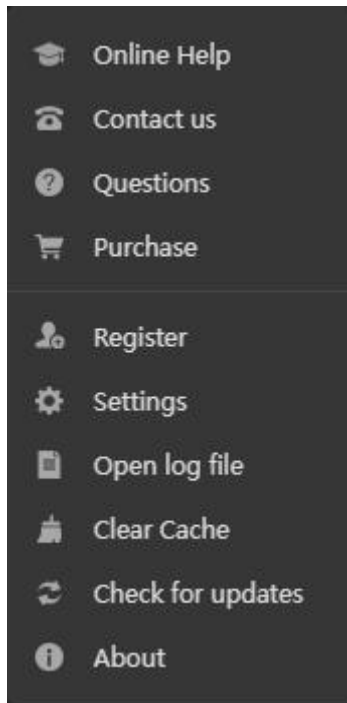


# Tutorial of NoteBurner Deezer Music Converter for Windows

---

## Menu

When clicking the menu bar  on the upper right corner, you will see the menu list like the following picture. Here you can choose the language you want to use, check for updates when a new version is available, register your NoteBurner Deezer Music Converter account, etc.



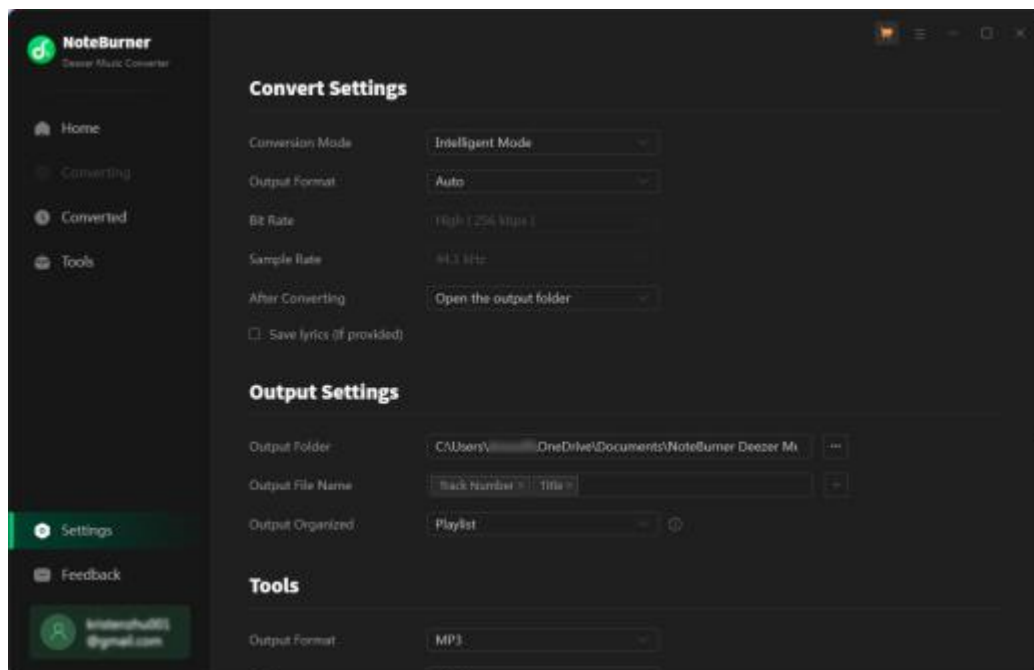


## Tutorials

- [Choose Output Settings](#)
- [Import Music Files](#)
- [Convert Music Files](#)
- [Check Conversion History](#)
- [Edit ID3 Tags](#)
- [Convert Audio](#)
- [Burn Music to CD](#)
- [Convert AA/AAX Audiobook](#)

### Choose Output Settings

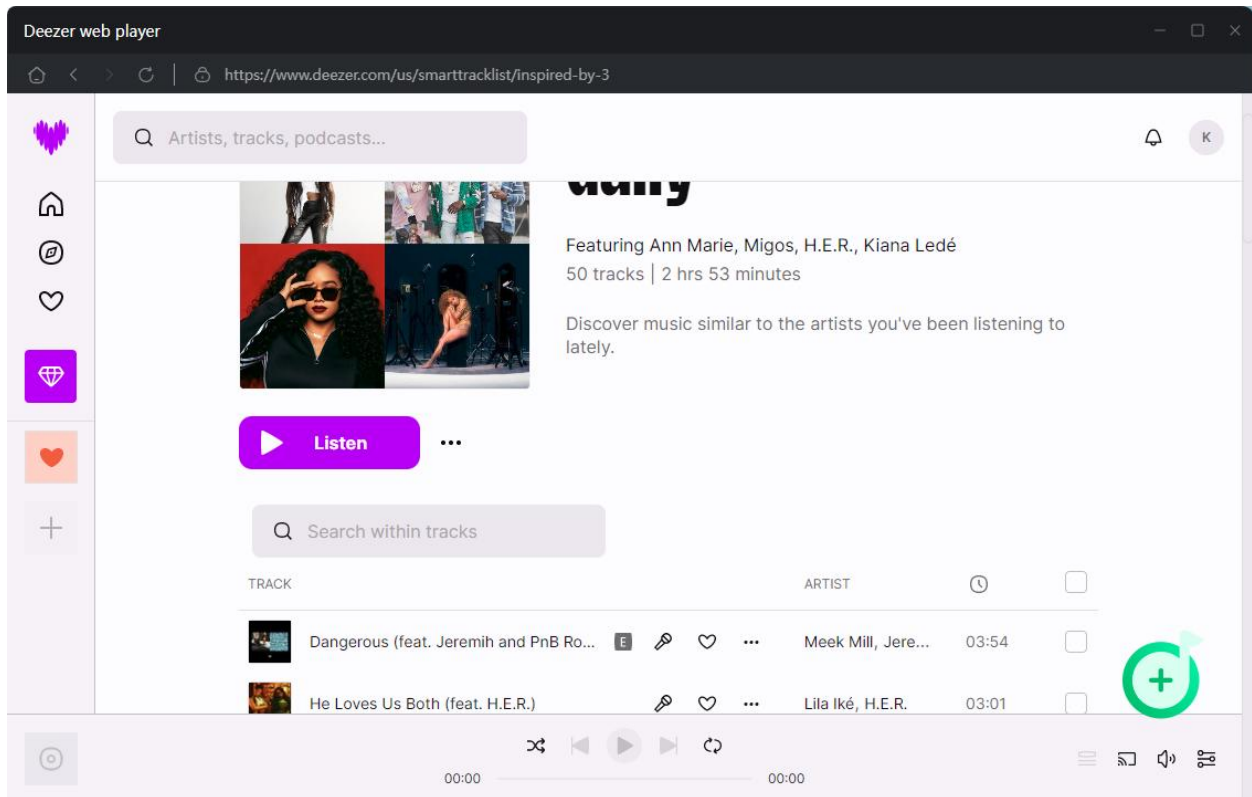
Click the Setting icon on the upper right corner to choose the Output Format (AUTO/MP3/AAC/FLAC/WAV/AIFF/ALAC), the Output Quality (up to 320kbps), Output Path, etc.





## Import Music Files

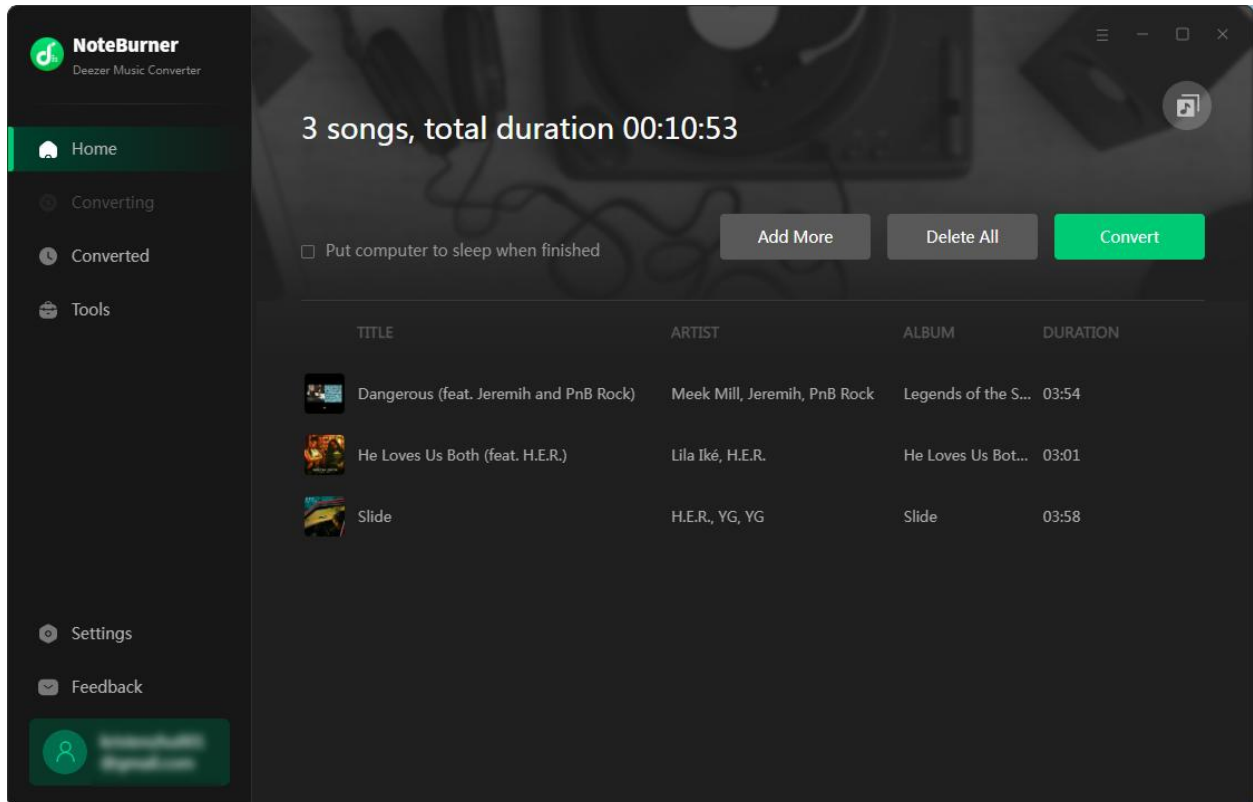
Open a playlist, artist, or album, then click on the "Add" button and select the songs that you'd like to convert from the popup window.





## Convert Music Files

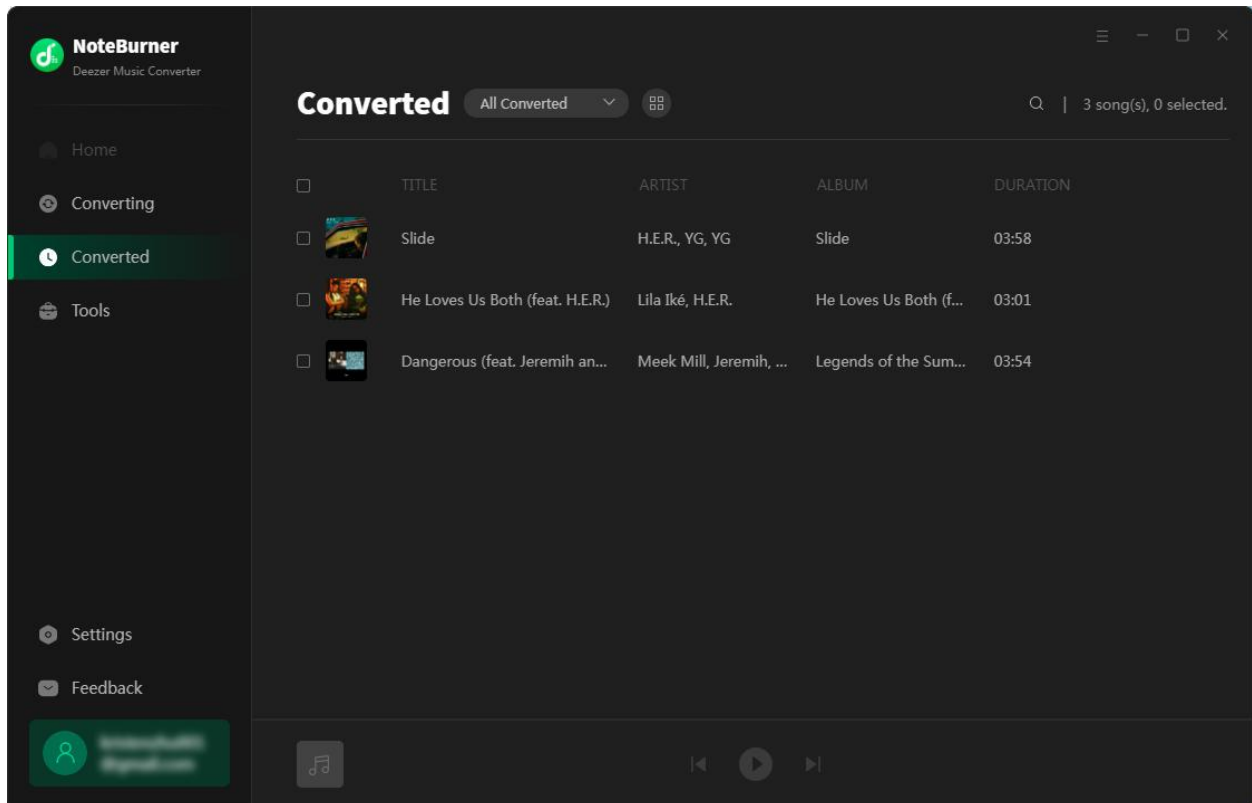
Click the "Convert" button to start converting the selected songs to the output format you have chosen.





## Check Conversion History

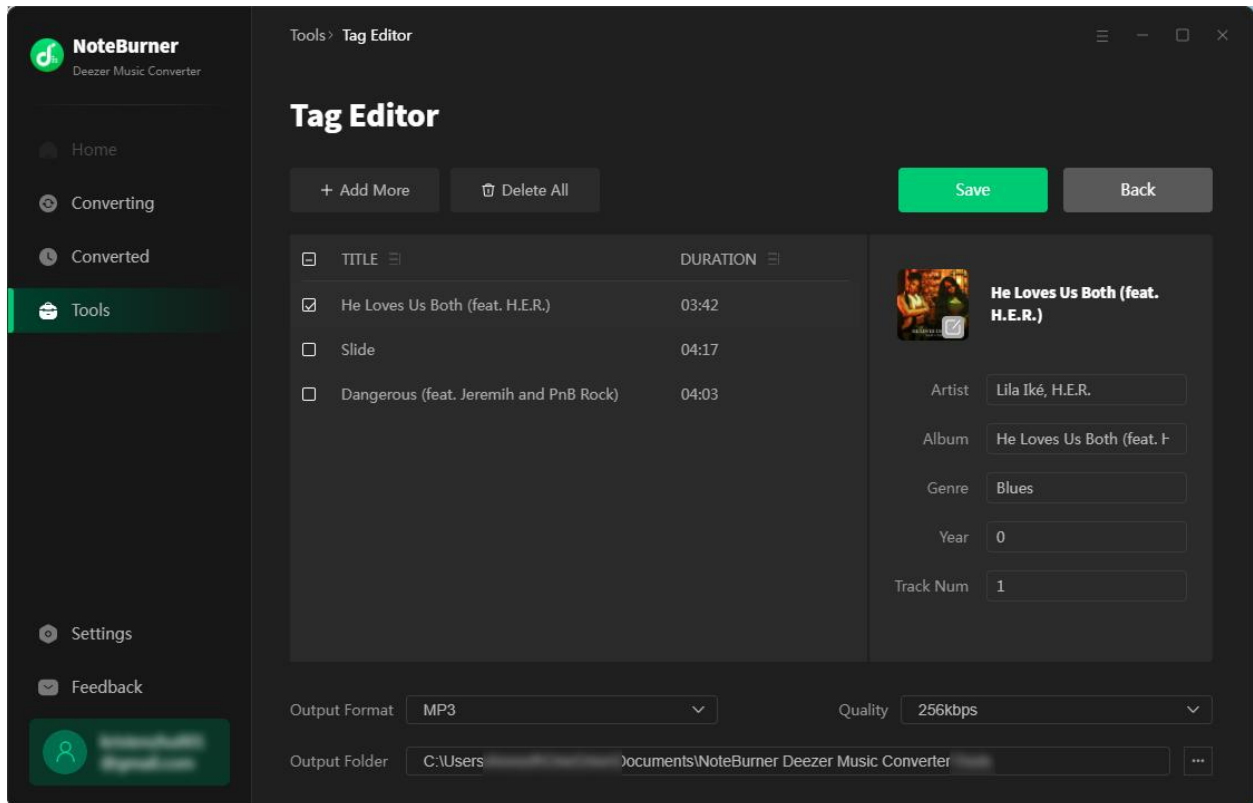
Once the conversion is done, you can find the downloaded songs by clicking "Converted" on the right side or directly going to the output folder you customized in the previous step.





## Edit ID3 Tags

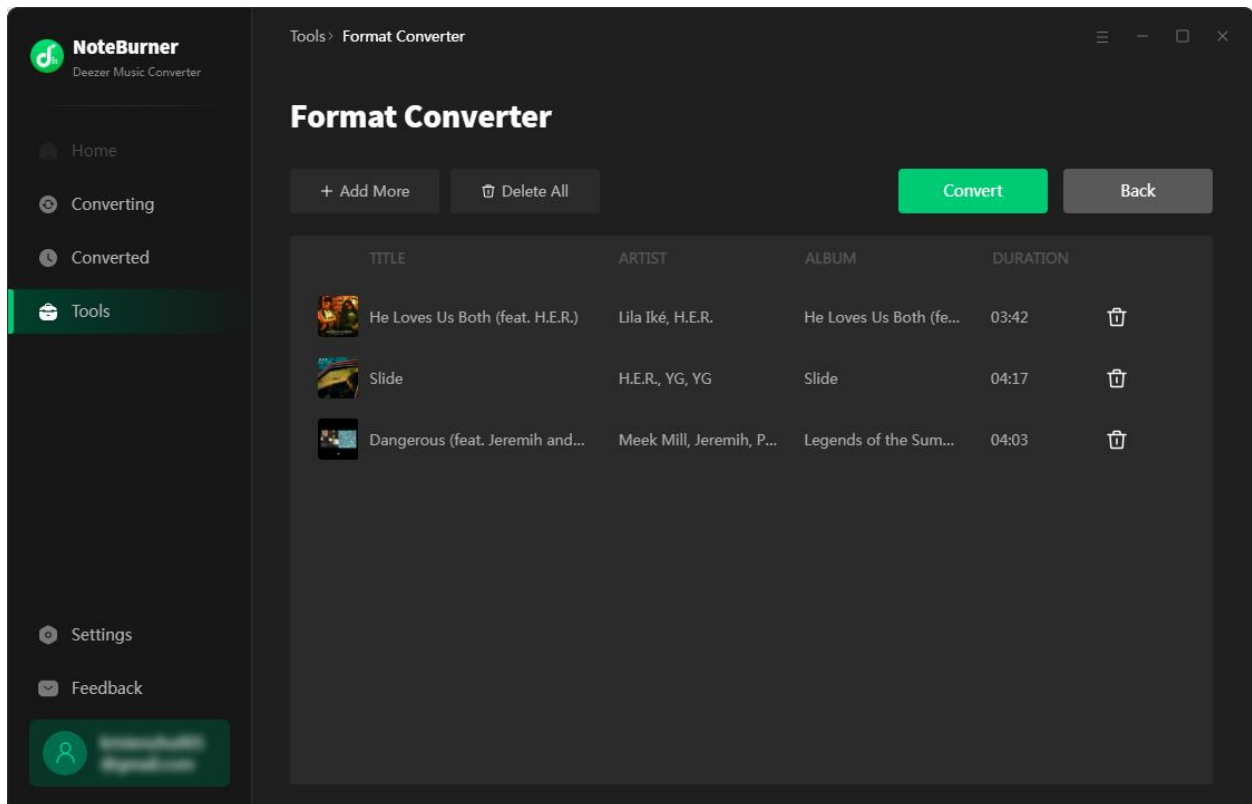
The program also supports to edit any Meta information by clicking "Tools" >> "Edit Tag".





## Convert Audio

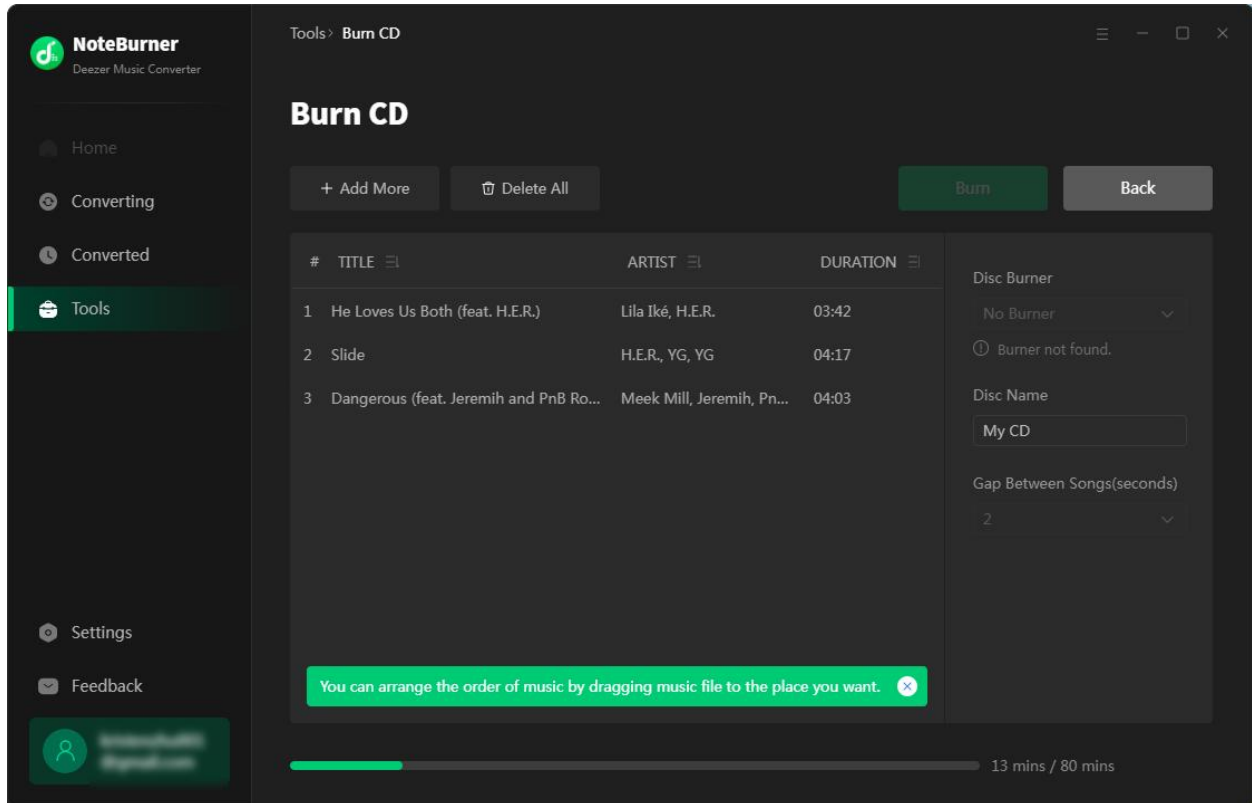
Except for the basic feature of converting Deezer Music songs, NoteBurner is also able to convert the local audio files. Just get this tool "Format Converter" for a try.





## Burn Music to CD

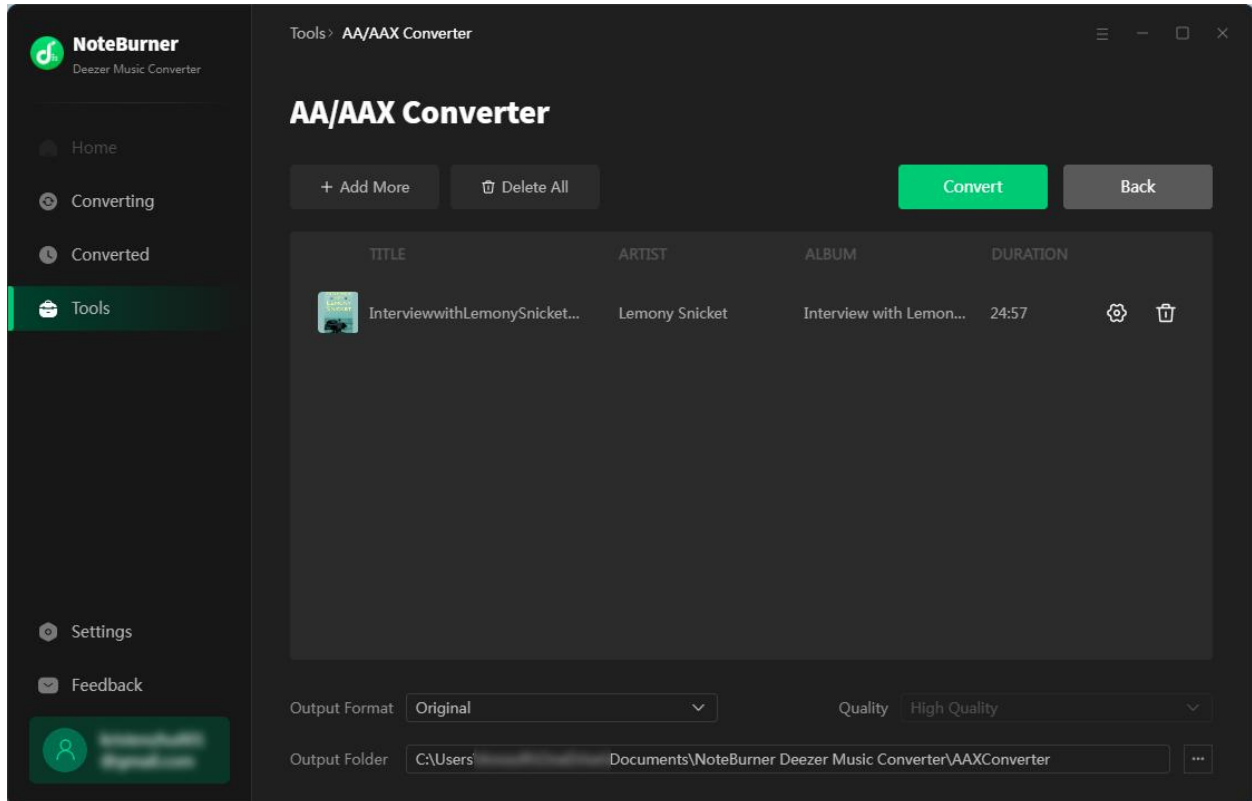
For the converted Deezer Music songs, or the regular music files stored on local computer drive, NoteBurner can burn all music files to CD easily.





## Convert AA/AAX Audiobook

Within the toolbox, you'll also get a "AA/AAX Converter", which supports to convert your local aa/aax audiobooks to M4A/M4B/MP3 plain format.





## Technical Supports

- [Support](#)
- [Contact](#)

### Support

For more information, please visit NoteBurner official website!

**Homepage:** <https://www.noteburner.com/>

**Product Page:** <https://www.noteburner.com/deezer-music-converter-windows.html>

If you meet any problem, you may help yourself with NoteBurner FAQ!

**FAQs Page:** <https://www.noteburner.com/faq-deezer-music-converter.html>

**Support Page:** <https://www.noteburner.com/help.html>

### Contact

If you meet any problem when using our products, please contact NoteBurner technical support team for further assistance. Technical support inquiry, suggestion, feedback, proposal, compliments, or even criticism, are all welcome.

We are always ready to serve you with prompt and useful email support. From Monday to Sunday, we will answer your emails within 48 hours. Please allow time lag due to different time zones.

**Support Email:** [support@noteburner.com](mailto:support@noteburner.com)